

no. 1189-1190

Macroeconomic, Risk and Insolvency Outlook

World heads for sixth year of crisis: something the Maya did not forecast !



This document is an extract from our Economic Outlook no. 1189-1190

To subscribe to the Economic Outlook series and receive a copy of the entire document by mail, please contact: research@eulerhermes.com

Euler Hermes Economic Research Department

Economic Outlook

www.eulerhermes.com | no. 1189-1990



EULER HERMES

Our knowledge serving your success

Contents

no. 1189-1190

Macroeconomic, Risk and Insolvency Outlook

Economic Outlook no. 1189 - 1190 | Macroeconomic, Risk and Insolvency Outlook

Editorial
page 3

Overview
page 4

Latest changes
in country risks
page 41

Annex 1
Economic Forecasts
pages 46-47

Annexes 2 et 3
Country Risk Levels
and Insolvency Methodology
page 48

Annex 4
World trade
page 49

Subsidiaries
page 50

Economic Outlook
Series
page 52

Country Analysis
page 10

► EH Americas	
United States ► The day of fiscal reckoning	page 10
Canada ► Momentum on hold	page 12
Brazil ► Turning the corner	page 13
► EH Northern Europe	
United Kingdom ► A recovery littered with hazards	page 14
Belgium ► Difficult resilience, sown with reforms	page 16
Netherlands ► Towards a triple dip?	page 18
Sweden ► Another cold snap for exports	page 20
Russia ► Decent growth in the coming years	page 21
► EH France	
France ► No reason to be happy yet	page 22
► EH DACH	
Germany ► Mixed picture being painted	page 24
Switzerland ► Partly decoupled	page 26
Austria ► Temporary downward trend	page 28
► EH Mediterranean and Africa	
Italy ► A step backward before leaping forward?	page 30
Spain ► Salvation in exports	page 32
Greece ► Sixth year of contraction	page 34
Portugal ► Towards a third year of recession	page 35
► EH Asia-Pacific	
Japan ► Geopolitical and fiscal pressure	page 36
China ► Cautious recovery.	page 38
India ► Further reforms remain key to spur growth	page 39
Australia ► A more moderate growth	page 40

Contributions for insolvency analysis

* Germany - Austria - Switzerland

EH Americas	
United States	Dan North
Brazil	Marcelo Oliveira
Canada	Dorothy Verwey
EH Asia-Pacific	
Japan	Keisuke Moriyama
China	Edwin Gao
Australia	Collin Lyon
South Korea	William Chan
Taiwan	William Chan
Hong Kong	William Chan
Singapore	Dorota Ulatowska

EH France	
France	Maxime Lemerle
EH DACH*	
Germany	Romeo Grill
Switzerland	Mark Schulz
Austria	Marion Koll
EH Mediterranean and Africa	
Italy	Andrea Pignagnoli
Spain	Jose Luis Montero
Greece	Katerina Panagiotou
Portugal	João Sales

EH Northern Europe	
United Kingdom	Robin K Jootun
Russia	Svetlana Chaprasova, Jean-Baptiste Dagan
Netherlands	Freerk Fit
Poland	Rafal Malek
Belgium	Paul Becue, nders Bjorkman
Sweden	Alexis Spanos, Mari Granlund
Norway	John Justad
Denmark	Stinus Christiansen, Anna Jakobsen
Finland	Tiina Björkqvist, Marina Väliisaari
Czech Republic	Daniel Sery
Hungary	Gabriella László
Slovakia	Martin Bak
Romania	Mihaela Bancu

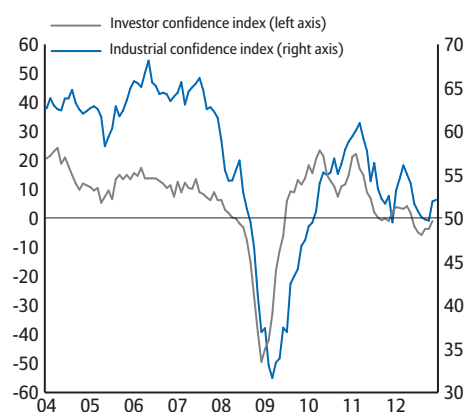
The **Economic Outlook** is published once a month by the Economic Research Department of Euler Hermes. It is also available on subscription for other businesses and organisations. Reproduction is authorised, so long as mention of source is made. **Publication Director and Chief Economist:** Ludovic Subran • **Macroeconomic Research:** Maxime Lemerle (Manager), Mahamoud Islam, Ana Boata (Economists), Romeo Grill (Economist for Germany), Dan North (Economist for the USA), Clément Bouillet (JuniorsAnalyst) • **Global Sector Research:** Yann Lacroix (Manager), Bruno Goutard, Marc Livinec, Didier Moizo (Sector Economists) • **Country Risk Research:** David Atkinson (Manager), Andrew Atkinson, Manfred Stamer (Economists) • **Graphic Design:** Claire Mabilie • **Editor:** Martine Benhadj • **Support:** Valérie Poulain, Mathilde Lavaud • **Translation:** Tectrad • **For further information, contact:** the Economic Research Department of Euler Hermes at 1, place des Saisons 92048 Paris la Défense, France – Tel: +33 (0)1 84 11 50 46 – e-mail: research@eulerhermes.com ► Euler Hermes is a limited company with a Directoire and Supervisory Board, with a capital of 14,451,032.64 euros • **Photoengraving:** Evreux Compo, Evreux, France – Permit November-December 2012; ISSN 1 162 – 2 881 **December 20, 2012**

Editorial

If you are reading this, you have survived the Mayan apocalypse

What a relief! On the other hand, this is the only really good news at the end of 2012. Although the economic outlook for 2013 is far from cataclysmic, it nevertheless remains very weak. We are now entering the sixth consecutive year of crisis, a far shorter cycle than for the Mayan calendar (5125 years!) but every bit as worrisome in terms of impact on companies' balance sheets. And no, the worst is not behind us - or ahead of us, for that matter. We have actually been at the bottom for a while now, a little too long in fact. Among the risks to monitor in 2013 we obviously have in mind the extended recession in the eurozone as well as the number of company failures, which is soaring. Will the austerity plans finally help restore public finances and competitiveness? It is possible, but these measures must be given time to work. The eurozone already lost one percentage point of growth in 2012 because of institutional flaws. The consolidation is a long time coming, and the industrial base is already weakened. This crisis is more Darwinian than Mayan! In 2013, there is also reason to be concerned about the resilience of emerging countries, which have already experienced setbacks due to faltering demand from Europe and the United States. The Asia bloc in particular will be marked by production overcapacity, which will make it more difficult to solve purely domestic problems. Also, the highly expansionary monetary policy raises the problem of inflation in the medium term, beyond the issues of financial stress and transmission of liquidity in the short term. This is the case in the United States, where the fear of the fiscal cliff has already put a damper on business investment. Lastly, with growing protectionism, the political risks will also become important factors in 2013. This inward-looking attitude will have an even more serious impact on business-to-business trade. "Anne, ma soeur Anne, ne vois-tu rien venir*?" Perhaps a slight upswing in growth at the end of 2013? This is our scenario. With more encouraging figures for 2014, we believe the crisis will become regionalized, paving the way for new forces at work. While Europe continues to "try, try and try again", the rest of the world, beyond the BRICS, is evolving fast, often without a revolution, and this could open the door for new growth drivers. But it is crucial to continue to invest in R&D, innovation and human capital, which are items in a balance sheet that are too often seen as fixed costs - and which are the first to be axed. [Ludovic Subran](#)

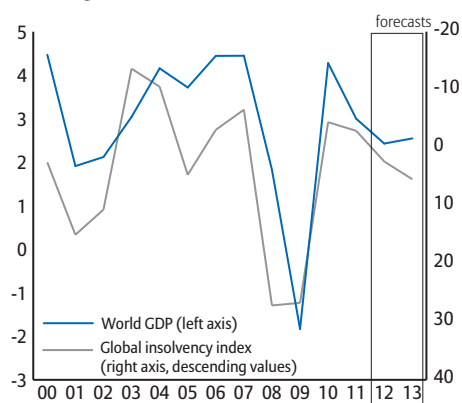
World business cycle indicators



Sources: Markit, Sentix, Euler Hermes

Insolvency and world GDP

Annual change in %



Sources: national statistics, Euler Hermes calculation and forecasts

* Charles Perrault's tales: "Contes de ma mère l'Oye"

Overview

The worst is not behind us - or ahead of us, for that matter

2012 outcome: mixed results

Global growth has slowed for the second consecutive year in 2012. GDP has lost twice as many percentage points of growth than in 2011, weakening a further 0.6 pp to come in at +2.4% in 2012. Emerging countries have slowed more (-1.3 pp) but continue to drive global growth, with a performance of +4.5% in 2012. GDP in advanced countries posted a more muted slowdown (0.2 pp) and remains only slightly in positive territory (+1.1%), with persistent marked disparities: the United States and Canada continue to stand out for their "satisfactory" performances (respectively at +2.2% and +2.0%); the United Kingdom and Japan, early and late in the year, respectively, have both had to face headwinds; and the eurozone has slipped into recession (-0.5%).

Among large advanced countries as of late 2012, only the United States, Canada, Australia and Germany have returned to their pre-crisis peak in production. Australia and Canada have easily surpassed it (+11.3% and +6.1%, respectively), in the back of solid fundamentals and the good resilience of export commodity prices. The United States, despite a difficult year end on the political front (elections, risk of fiscal cliff), has successfully maintained its vigor, with US GDP rising to 3% above its 2008 level. Of the four major eurozone economies, only Germany (+1.6%) has surpassed 2008 production levels: France is lagging somewhat (-1%), while Italy and Spain remain far below their 2008 levels (both at -7.3%). All in all, eurozone production has declined by -2.8% since 2008, slightly less than Japan (-3.0%) and the United Kingdom (-3.3%).

2013-2014 outlook: a gradual recovery is underway, but only from the second half of 2013

Global growth is expected to increase by +2.5% in 2013 before accelerating to +3.2% in 2014. Global growth will improve only slightly in 2013, mainly due to prospects for the eurozone, which are too bleak in 2013 but fairer in 2014 thanks to an overall recovery. More than half of global growth will actually be attributable to emerging countries, which will contribute nearly 1.9 pp in 2013 (75% of the total) and 2.1 pp in 2014 (60% of the total). Differences among advanced countries are likely to persist in the short term. The United States will record a slight slowdown, weighed down by a delayed rebound in investment due to the uncertainty linked to the fiscal cliff, which in our scenario we consider as an obstacle that will be resolved in the short term. In the eurozone, the latest decisions regarding Greece (reduction in interest expenditures on the debt held by the private and public sectors) as well as the introduction of mechanisms to contain sovereign risk (and banking risk) reflect the political will to resolve the confidence crisis facing European debt and accelerate the reforms towards greater integration in the medium term. In light of the budgetary consolidation, however, activity is likely to decline by -0.1% in 2013 before picking up again in 2014 (+1.4%).

The latest indicators point to a gradual recovery only from mid-2013.

Leading indicators point to the possibility of a fresh deterioration in the short term, with foreign trade and industrial production data signaling a weakening of activity linked to an under-performance by advanced countries, especially in the eurozone. ▶

Contribution to 2013 GDP growth* !

	GDP	= Domestic demand	+ Net trade contribution
Australia	2.6%	2.6%	0.1%
Norway	2.2%	3.0%	-0.9%
Canada	2.1%	2.4%	-0.2%
USA	1.9%	1.9%	0.0%
Sweden	1.4%	0.9%	0.6%
Ireland	1.4%	-1.8%	3.2%
Switzerland	1.0%	0.8%	0.2%
Germany	0.8%	0.7%	0.1%
UK	0.8%	0.4%	0.5%
Finland	0.7%	-0.5%	1.1%
Denmark	0.6%	1.0%	-0.4%
Austria	0.5%	0.4%	0.1%
Belgium	0.3%	0.1%	0.2%
Japan	0.3%	0.8%	-0.5%
France	0.2%	0.3%	0.0%
Netherlands	0.1%	-0.2%	0.3%
Italy	-0.8%	-1.5%	0.7%
Spain	-1.6%	-2.6%	1.0%
Portugal	-1.7%	-3.6%	1.9%
Greece	-3.7%	-7.7%	4.0%

Sources: IHS Global Insight, Euler Hermes forecasts;
*yearly average

Inflation* !

	2011	2012	2013
UK	4.4%	2.6%	2.2%
Portugal	3.6%	2.7%	0.8%
Belgium	3.5%	2.6%	2.1%
Finland	3.4%	2.8%	2.3%
Australia	3.3%	2.2%	2.9%
Austria	3.3%	2.4%	2.0%
USA	3.3%	2.2%	2.0%
Greece	3.1%	1.1%	0.3%
Spain	3.1%	2.5%	2.0%
Canada	2.9%	1.6%	2.0%
Italy	2.8%	3.0%	1.8%
Euro zone	2.7%	2.5%	1.9%
Denmark	2.7%	2.3%	1.7%
Sweden	2.6%	0.9%	1.0%
Netherlands	2.4%	2.7%	2.1%
Germany	2.2%	2.0%	1.9%
France	2.1%	2.0%	1.6%
Ireland	1.2%	2.0%	1.6%
Norway	1.0%	0.8%	1.5%
Switzerland	0.3%	-0.6%	0.3%
Japan	-0.3%	0.1%	-0.2%

Sources: IHS Global Insight, Euler Hermes forecasts;
*yearly average

Unemployment rate* !

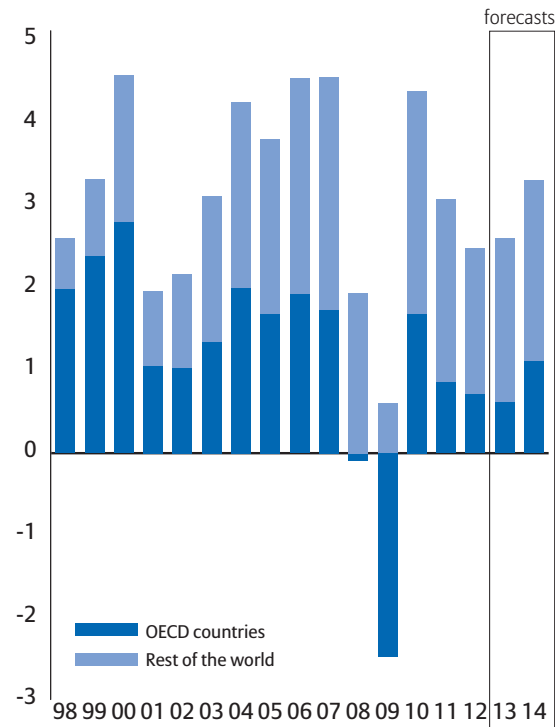
	2011	2012	2013
Spain	21.6%	25.1%	25.9%
Greece	17.7%	23.8%	25.5%
Portugal	12.9%	15.6%	16.2%
Ireland	14.4%	14.8%	14.7%
Euro zone	10.2%	11.4%	12.0%
Italy	8.4%	10.7%	11.3%
France	9.6%	10.4%	10.7%
USA	8.9%	8.1%	7.7%
UK	8.1%	8.0%	7.9%
Denmark	7.7%	7.8%	7.9%
Finland	7.8%	7.8%	8.2%
Sweden	7.6%	7.7%	8.2%
Belgium	7.2%	7.4%	7.7%
Canada	7.5%	7.3%	7.2%
Germany	6.7%	6.5%	6.5%
Netherlands	5.4%	6.4%	7.0%
Australia	5.1%	5.3%	5.3%
Austria	4.2%	4.4%	4.6%
Japan	4.6%	4.3%	4.3%
Norway	3.3%	3.1%	3.0%
Switzerland	3.0%	2.8%	3.0%

Sources: IHS Global Insight, Euler Hermes forecasts;
*yearly average

! countries selected and ranked by decreasing value of the indicator used

World economic growth

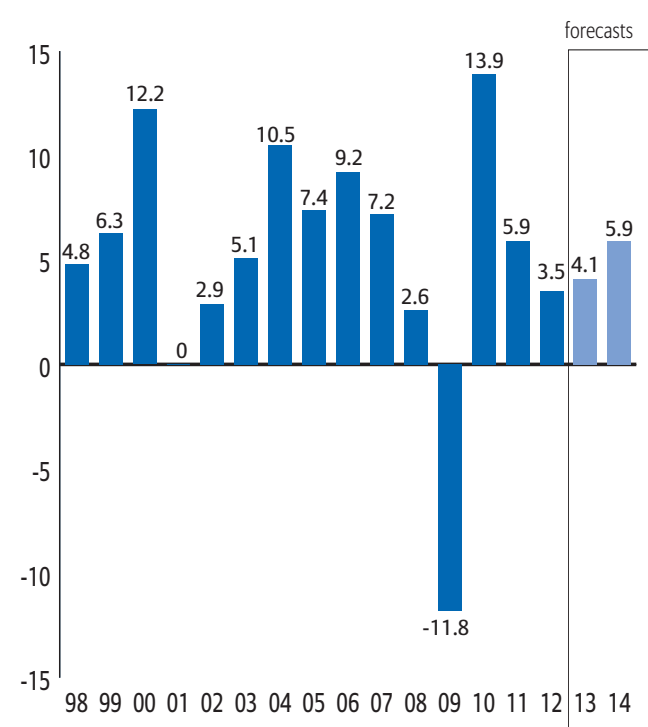
Annual average contribution to world growth, in %



Sources: IHS Global Insight, Euler Hermes forecasts

World trade in goods and services

Yearly change, in %



Sources: national figures, IHS Global Insight, Euler Hermes forecasts

Economic forecasts

GDP	Share *	2011	2012	2013	2014
World	100.0	3.0%	2.4%	2.5%	3.2%
USA	22.5	1.8%	2.2%	1.9%	2.5%
Canada	2.6	2.6%	2.0%	2.1%	2.6%
Japan	8.8	-0.7%	1.7%	0.3%	0.8%
Australia	2.2	2.4%	3.5%	2.6%	3.2%
Euro zone	19.5	1.5%	-0.5%	-0.1%	1.4%
Germany	5.3	3.1%	1.0%	0.8%	1.9%
France	4.1	1.7%	0.1%	0.2%	1.2%
Italy	3.3	0.6%	-2.1%	-0.8%	0.6%
Spain	2.2	0.4%	-1.5%	-1.6%	0.6%
Netherlands	1.2	1.1%	-0.9%	0.1%	1.6%
Belgium	0.8	1.8%	-0.2%	0.3%	1.4%
Austria	0.6	2.7%	0.4%	0.5%	1.6%
Finland	0.4	2.7%	0.0%	0.7%	2.0%
Greece	0.4	-7.1%	-6.0%	-3.7%	-0.1%
Ireland	0.3	1.4%	0.2%	1.4%	2.0%
Portugal	0.4	-1.7%	-3.0%	-1.7%	0.8%
UK	3.6	0.9%	-0.1%	0.8%	1.3%
Sweden	0.8	3.8%	1.3%	1.4%	2.1%
Denmark	0.5	1.1%	-0.5%	0.6%	1.6%
Norway	0.7	1.3%	3.1%	2.2%	2.4%
Switzerland	0.9	1.9%	0.9%	1.0%	1.7%
Central and Eastern Europe	7.0	4.6%	2.4%	3.0%	3.4%
Russia	2.8	4.3%	3.8%	4.0%	4.0%
Asia (excluding Japan)	20.4	7.2%	5.9%	6.4%	6.7%
China	10.9	9.2%	7.6%	8.0%	8.2%
India	2.8	6.5%	5.5%	6.5%	7.0%
Latin America	8.3	4.2%	2.7%	3.5%	3.8%
Brazil	3.7	2.7%	1.0%	3.3%	3.8%
Middle East and Africa	2.6	3.3%	4.6%	3.4%	4.3%

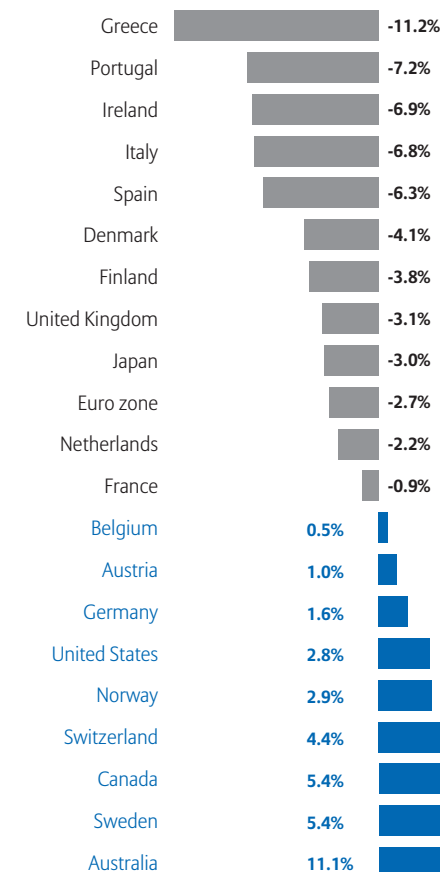
Change from one period to the next forecasts

Sources: IHS Global Insight, Euler Hermes forecasts

*GDP 2011 weighing at current exchange rates

GDP growth

Q3 2012 compared to Q1 2008



Sources: national statistics, IHS Global Insight

Nevertheless, the latest confidence surveys in industry point to a gradual improvement in production in the medium term and, with the exception of the eurozone and Japan, household confidence surveys are rather positive in late 2012, in the BRIC countries.

The global policy mix, which is pro-growth on the whole – outside the eurozone – should begin to bear fruit. The monetary easing in advanced countries continues, no longer through key policy rates that remain at historic lows but rather by an extension of unconventional monetary policy measures in the United States (with a

fourth wave of quantitative easing), in Japan (with a new wave of quantitative easing of JPY 10 trillion), in the United Kingdom (with two further waves of GBP 50 billion and GBP 75 billion, respectively) and in the eurozone (LTRO2 and OMT). Within emerging countries, the monetary loosening continues: China has lowered its policy rates several times (-60 bp to 6%), Brazil has pressed ahead with the expansionary cycle that began in mid-2011, so that the policy rate is now at an all-time low of 7.25% (-200 bp in 2012) while monetary policy in India also eased (-150 bp to 4.5%). As regards fiscal policy, facing the economic slow-

down, the major emerging countries opted to boost growth through infrastructure projects and measures to stimulate consumption. In the eurozone, the lines are shifting, with the beginning of a reduction in the pace of fiscal consolidation, notably in the countries the worst hit by the crisis (support for the poorest classes, downward revision of budgetary targets).

2013-2014 risks: loaded political agenda, management of excess liquidity

The (geo) political risk will mark the agenda in 2013. Political risks will be concentrated in the first half of 2013. First, in the United States, there is the

Focus Eurozone

The consolidation is a long time coming

2012 will be remembered as a difficult year economically, socially and politically. It is now clear that 2012 will be the year when the eurozone slipped back into recession, in an environment of accelerated deleveraging by both public and private sectors. But 2012 will also be recognized as a year of crucial progress in terms of eurozone governance, including the ratification of the European Stability Mechanism (ESM), the introduction of the ECB/ESM firewall, the incipient easing of Greece's public debt burden through two restructuring operations and an agreement reached between the EU countries on the introduction of a joint banking supervisor for big banks.

Looking ahead, 2013 also promises to be turbulent. At the political level, legislative elections in Italy and Germany will continue to hold center stage. The former have already given rise to uncertainty in light of recent developments (weakening of the technocrat government and early departure of Monti due to a return of Berlusconi) and could be brought forward to February, two months prior to the scheduled date. In Germany, while Angela Merkel is expected to keep her position as Chancellor following the federal elections in September, probably as part of a "grand coalition", but the potential of rival Peer Steinbrück, a centrist and former Finance Minister between 2005 and 2007, should not be underestimated.

All this could make certain decisions on eurozone governance more difficult. At a time when many are hoping to see concrete progress in terms of financial integration, and also in terms of fiscal and political integration, there could be major disappointment should steps in this direction prove too slow and too small.

As a result, over the course of the next two years, the continuing excessive government borrowing requirements (especially in the Southern eurozone countries) are likely to continue to cast a shadow over the eurozone's economic outlook, in an environment without economic growth and with overly restrictive financing rates. Also, the improvement in competitiveness in the eurozone countries, which is already underway in most Southern eurozone countries, and the elimination of internal imbalances within the eurozone are likely to take another few years before their positive impact on economic growth is felt.

So it boils down to the same old question: how long will we have to wait before we see a real pooling of European debt (European Redemption Fund, Eurobills, Eurobonds, etc.)? How much longer without growth and without new jobs? There is a risk that optimism will become the last remaining weapon in the face of growing euroskepticism: make-up or break-up? [_AB](#)

Economic forecasts

Change over the period, unless otherwise indicated: * contribution to GDP growth
** EUR bn

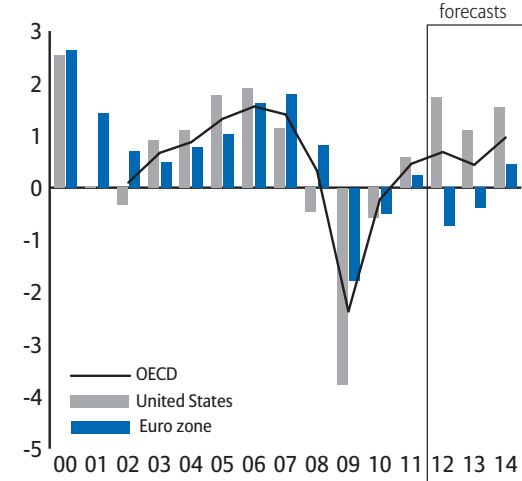
EUROZONE	share	2011	2012	2013	2014
GDP	100%	1.5	-0.5	-0.1	1.4
Consumer Spending	57%	0.1	-1.1	-0.4	0.6
Public Spending	21%	-0.1	-0.2	-0.6	-0.1
Investment	19%	1.6	-3.7	-1.0	2.3
Construction	6%	0.4	-5.0	-1.8	1.0
Equipment	14%	2.1	-3.1	-0.4	3.5
Stocks *	1%	0.1	-0.7	-0.1	0.1
Exports	48%	6.5	2.8	1.9	4.5
Imports	45%	4.3	-0.6	0.9	3.7
Net exports *	3%	1.0	1.6	0.5	0.6
Current account **		9	87	74	66
Current account (% of GDP)		0.1	0.9	0.8	0.7
Employment		0.2	-0.7	-0.4	0.4
Unemployment rate		10.2	11.4	12.0	12.1
Wages		1.2	0.6	0.7	0.5
Inflation		2.7	2.5	1.9	1.8
General government balance **		-386	-299	-250	-215
General government balance (% of GDP)		-4.1	-3.1	-2.6	-2.2
Public debt (% of GDP)		88	90	91	91
Nominal GDP **		9,418	9,500	9,662	9,981

Sources: IHS Global Insight, Euler Hermes forecasts

forecasts

Employment

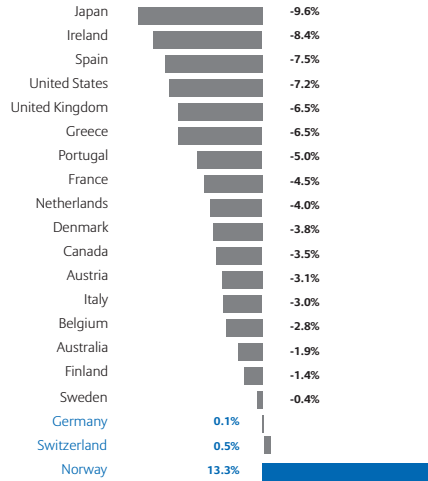
Yearly change, in %



Sources: national statistics, IHS Global Insight, Euler Hermes forecasts

Public deficits in 2012

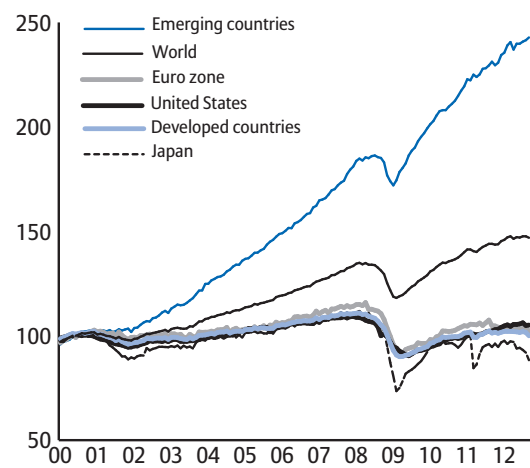
in % of GDP



Sources: national statistics, IHS Global Insight

Index of industrial output

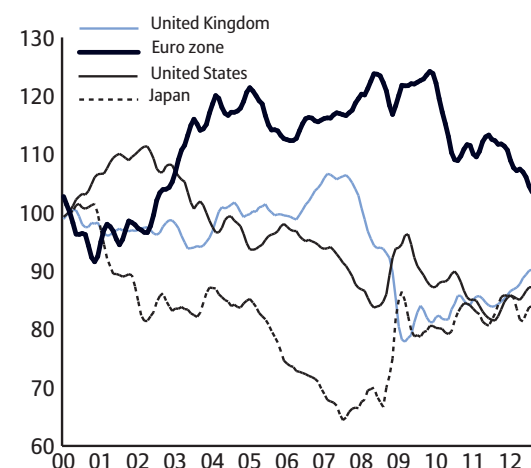
Basis, 2000=100



Source: CPB

Exchange rates

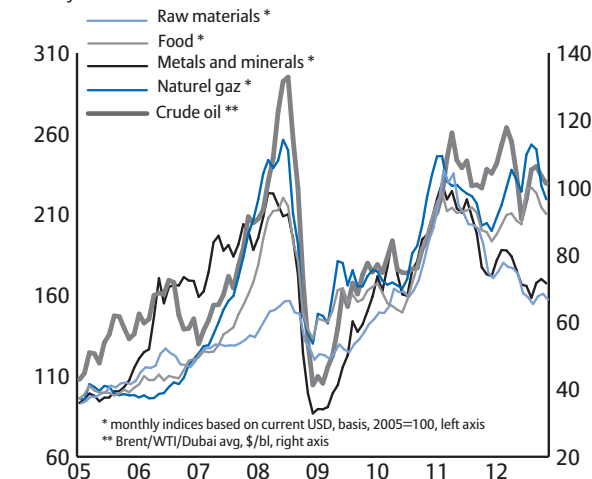
Real effective exchange rate, basis 100=Q1 2000



Sources: IMF, Euler Hermes

Commodities

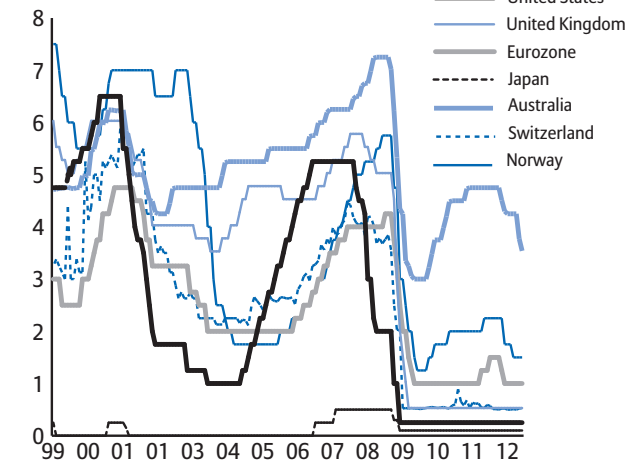
Monthly index



Sources: World Bank, Euler Hermes

Key interest rates

in %



Sources: national statistics, Euler Hermes

▶ issue of the fiscal cliff. In the event that no solution is found by the end of 2012, it would constitute the largest budgetary adjustment in the country's history (4.6% of GDP, compared with 3% in 1969 and around 2% in 1986) and an even greater risk for the global economy, given that the legal US debt ceiling could be reached in February/March 2013; the consensus, however, tilts in favor of a last-minute partial compromise. Second, in Italy, the elections scheduled in April but which will probably be brought forward to February due to the return of Berlusconi and the resignation of the Monti government – the latter having now lost the confidence of the Berlusconi's PdL party; the "post-Monti" phase is likely to be decisive in terms of retaining the markets' confidence in Italy's policy and the ongoing reforms implemented by the technocrat government since November 2011. Third, in Japan, the adoption of the 2013 budget in February, the end of the mandate of the Bank of Japan governor (Shirakawa) in April and the Upper House elections in late July 2013 are also key events to monitor. On the geopolitical front, the unfolding of Sino-Japanese tensions and the Iranian elections in June 2013 will be major events for the global production cycle (effect on the global supply circuit and the oil price).

In the more medium term, the management of excess global liquidity will constitute a currency risk and growth risk for emerging countries. The expansionary monetary policy should begin to bear fruit in mid-2013, paving the way for a gradual rebound in global growth, after which attention will be directed back to the issue of exit strategies. The excess liquidity accumulated since the onset of the crisis (up nearly 9% per year since 2009, versus 7% per year during the first half of the 2000s) will continue to increase the size of capital flows to emerging countries in the short term and fuel volatility in their exchange rates. For emerging countries, the risk of a resurgence of strong inflationary pressures is skewed

on the upside in the medium term, whereas, for advanced countries, this constitutes a longer-term risk in light of the underutilization of production capacity. The monetary policy conducted thus far by advanced countries has led emerging countries to opt for increasingly low interest rates, thereby stimulating demand. When the global economy recovers, it is likely that demand for commodities in emerging countries will increase significantly, driving up prices and fueling global inflation.

The upturn in insolvencies could gather momentum in 2013 (+4% after +1% in 2012)

The fall in corporate insolvencies, following the worldwide surge in the wake of the 2008-2009 crisis (with a 57% leap between 2007 and 2009), was to be short-lived and limited in scale (9% over 2010 and 2011 combined). The decline in global activity that began in 2011, and continued into 2012 due to the drawn-out problems in the eurozone, quickly brought with it a trend break. Over the full year of 2012, our Global Insolvencies Index – *see our methodological note on page 48* – is expected to record a +1% rise, which is down slightly on our initial expectations (+3%). The two major expected trends are now confirmed: (i) on the one hand, a decline in insolvencies, slightly more rapid than expected, for the Americas (12%), where the rise in insolvencies in Brazil has been more than offset by pronounced falls in the United States and Canada, and for the Asia region, despite a few exceptions (Singapore, Australia, Taiwan); (ii) on the other hand, a rise in insolvencies in Europe, slightly less pronounced than expected yet significant for France (+2%), Northern Europe (+4%) and, especially, Mediterranean countries (+22%) – Germany (-1%) and the United Kingdom (-6%) are the main exceptions. Thus, at end-2012, the annual volume of corporate insolvencies still exceeds the average level observed between 2000 and 2007 – before the crisis – in more than half of

the countries in our coverage universe: the notorious GIIPS (Greece, Ireland, Italy, Portugal and Spain), France and its regional peers (Belgium, Netherlands, Luxemburg, Switzerland), emerging European countries, the United Kingdom and the United States. For 2013, the downward revision in our macroeconomic forecasts suggests no overall improvement on the cards. On the contrary, forecasts for insolvencies have been adjusted upwards for all the world's regions, with the exception of Asia (-1 pp), where insolvencies could nevertheless pick up (slightly), albeit from a low level. In the Americas, the decline in insolvencies will continue at only half the pace of 2012, with the negative trend in Brazil continuing (+15%). In Europe, a return to growth promises at best to be either belated, in particular in the eurozone, or too small and patchy to give rise to any visible effects on the corporate fabric from 2013. Only four countries are likely to escape a rise (or stabilization) in insolvencies: the United Kingdom, Norway, Switzerland and, after seven years of rapid increase, Portugal. The rise in insolvencies is now expected to reach +2% in Northern Europe (+4 pp) and, above all, +19% in Southern Europe (+1 pp). All in all, our Global Insolvencies Index is likely to record another increase in 2013 (+4%), for the second year in a row, with the number of insolvencies once again far higher than the 2007 low, albeit without returning to the record level of 2009. For the Euler Hermes sample countries as a whole (enlarged with data from Romania), this should represent more than 347,000 insolvencies, versus 363,800 in 2009 (last peak) and less than 265,000 in 2007 (last low). [_AB/MI/ML](#)

Global insolvency index

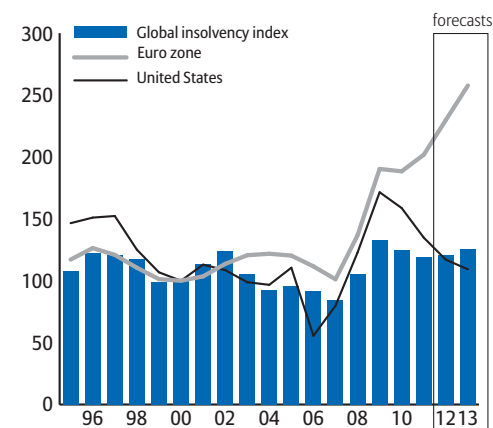
Annual change

	% of world GDP*	% of global insolvency index*	2010	2011	2012	2013
Global Insolvency Index	84.1	100.0	-6%	-4%	1%	4%
Americas Index	28.8	34.3	-8%	-15%	-12%	-6%
Asia-Pacific Index	25.0	29.7	-12%	-6%	-3%	2%
Northern Europe Index	13.0	15.4	-4%	-3%	4%	2%
Germany-Austria-Switzerland Index	6.9	8.2	1%	-4%	0%	1%
France Index	4.1	4.9	-2%	-3%	2%	2%
Mediterranean countries Index	6.3	7.5	1%	17%	22%	19%
Eurozone Index	19.2	22.8	-1%	7%	14%	12%

Sources: national figures, Euler Hermes calculation and forecasts, Base 100: 2000
 * GDP 2011 weighing at current exchange rates

Global insolvency index

Basis, 2000=100



Sources: national statistics, Euler Hermes forecasts

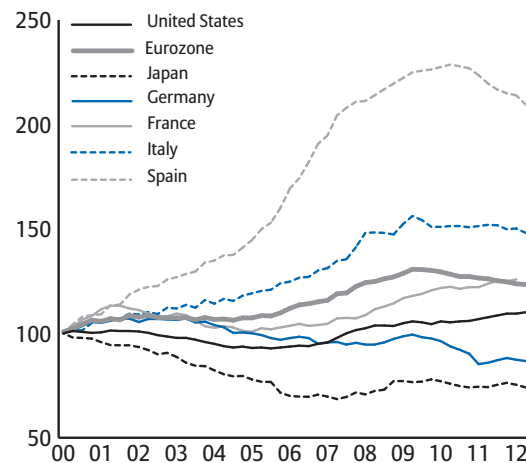
Statistics by country

	% of world GDP*	% of global insolvency index*	2011		Forecasts	
			Total	Change	2012	2013
USA	22.5	26.8	47,806	-15%	-13%	-7%
China	10.9	12.9	3,043	-18%	-14%	2%
Japan	8.8	10.4	12,734	-4%	-3%	2%
Germany	5.3	6.3	30,099	-6%	-1%	1%
France	4.1	4.9	60,655	-3%	2%	2%
Brazil	3.7	4.4	2,800	-6%	32%	15%
UK	3.6	4.3	30,751	6%	-6%	-4%
Italy	3.3	3.9	12,094	7%	3%	2%
Russia	2.8	3.3	12,794	-20%	5%	3%
Canada	2.6	3.1	3,643	-11%	-10%	-3%
Spain	2.2	2.6	5,910	18%	24%	25%
Australia	2.2	2.6	10,481	9%	5%	3%
Korea (South)	1.7	2.0	1,359	-13%	-4%	1%
Netherlands	1.2	1.5	7,140	-1%	24%	2%
Switzerland	0.9	1.1	6,661	6%	2%	-1%
Sweden	0.8	1.0	6,958	-4%	9%	0%
Poland	0.8	0.9	740	7%	27%	10%
Belgium	0.8	0.9	10,224	7%	3%	10%
Norway	0.7	0.9	4,355	-2%	-13%	-5%
Taiwan	0.7	0.8	256	-4%	2%	4%
Austria	0.6	0.7	5,869	-8%	2%	3%
Denmark	0.5	0.6	5,468	-15%	-3%	3%
Greece	0.4	0.5	1,077	33%	30%	10%
Finland	0.4	0.5	3,446	1%	3%	3%
Singapore	0.4	0.5	113	-20%	30%	4%
Hong Kong	0.4	0.4	333	-24%	-4%	-3%
Portugal	0.4	0.4	4,746	19%	43%	-10%
Ireland	0.3	0.4	1,638	7%	3%	1%
Czech Republic	0.3	0.4	1,778	11%	9%	8%
Romania	0.3	0.3	22,650	4%	-2%	0%
Hungary	0.2	0.2	19,884	12%	10%	5%
Slovak Republic	0.1	0.2	990	12%	2%	5%
Lithuania	0.1	0.1	1,273	-22%	-3%	0%
Luxembourg	0.1	0.1	973	5%	13%	10%

Sources: national figures, Euler Hermes forecasts
 * GDP 2011 weighing at current exchange rates

Rates of indebtedness among financial institutions

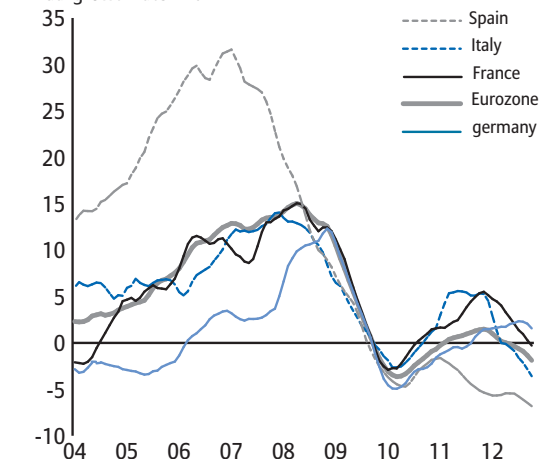
% of GDP, basis 2000=100



Source: Banque de France

Lending to businesses

Annual growth rate in %



Sources: ECB, Euler Hermes

Subsidiaries

Registered office: Euler Hermes Group — 1, place des Saisons — 92048 Paris La Défense Cedex — France
Tel.: + 33 (0) 1 84 11 50 50 — Fax: + 33 (0) 1 84 11 50 17 — www.eulerhermes.com

► Argentina

Euler Hermes Argentina S.A.
Av. Corrientes 299 - 2° Piso
C1043AAC CABA Buenos Aires
Tel.: +54 11 4320 7157/77

► Australia

Euler Hermes Australia Pty Ltd.
Level 9, Forecourt Building
2 Market Street
Sydney, NSW 2000
Tel.: + 612 8258 5108

► Austria

Prisma Kreditversicherungs-AG
Himmelfortgasse 29
1010 Vienna
Tel.: + 43(0) 5 01 02-0

Euler Hermes Collections GmbH,
Zweigniederlassung Österreich
Handelskai 388
1020 Vienna
Tel.: + 43 1 90 81 771

► Bahrain

Please contact United Arab Emirates

► Belgium

Euler Hermes Europe S.A. (NV)
Avenue des Arts - Kunstlaan 56
1000 Brussels
Tel.: + 32 2 289 3111

► Brazil

Euler Hermes Seguros de Crédito SA
Avenida paulista, 2.421 - 3° andar
Jardim Paulista
São Paulo /SP 01311-300
Tel.: + 55 11 3065 2260

► Canada

Euler Hermes Services Canada Inc.
1155 René-Lévesque Blvd West
Suite 1702
Montréal (Québec) H3B 3Z7
Tel.: + 1 514 876 9656

► Chile

Euler Hermes Seguro de
Crédito SA
Ave. Presidente Kennedy 5735
Of.801, Torre Poniente
Las Condes
Santiago
Tel.: + 56 2 246 1786

► China

Euler Hermes Consulting
(Shanghai) Co., Ltd
Unit 2103, Taiping Finance Tower,
N°488 Middle Yincheng Road, Pudong
New Area, Shanghai, 200120
Tel.: + 86 21 6030 5900

► Colombia

Euler Hermes Colombia
Calle 72 6-44 Piso 3
Edificio APA
Bogota
Tel.: + 571 326 4640

► Czech Republic

Euler Hermes Europe SA
organizacni slozka
Molákova 576/11
186 00 Prague 8
Tel.: + 420 266 109 511

► Denmark

Euler Hermes Denmark
filial of Euler Hermes Europe SA, Belgien
Amerika Plads 19
2100 Copenhagen O
Tel.: + 45 88 33 3388

► Estonia

Please contact Finland

► Finland

Euler Hermes Europe SA
Suomen sivuliike
Mannerheimintie 105
00280 Helsinki
Tel.: + 358 10 8 50 8500

► France

Euler Hermes France SA
Euler Hermes Collection
Euler Hermes World Agency
1, place des Saisons
F-92048 Paris la Défense Cedex
Tel.: + 33 1 84 11 50 50

► Germany

Euler Hermes Deutschland AG
Friedensallee 254
22763 Hamburg
Tel.: + 49 40 8834 40

Federal Export Credit Guarantees
Friedensallee 254
22763 Hamburg
Tel.: + 49 40 8834 9000

Euler Hermes Collections GmbH
Zeppelinstr. 48
14471 Postdam
Tel.: + 49 331 27890-000

► Greece

Euler Hermes Emporiki SA
16 Laodikias Street &
1-3 Nymfeou Street
115 28 Athens
Tel.: + 30 210 69 00 000

► Hong Kong

Euler Hermes Hong Kong Services Ltd.
Suites 403-11, 4/F
Cityplaza 4
12 Taikoo Wan Road
Island East
Hong-Kong
Tel.: + 852 2867 0061

► Hungary

Euler Hermes Europe SA
Magyarországi Fióktelepe
Kisacelli u. 104
1037 Budapest
Tel.: + 36 1 453 9000

► India

Euler Hermes India Pvt. Ltd.
4th Floor, Voltas House
23, JN Heredia Marg
Ballard Estate
Mumbai 400 001
Tel.: + 91 22 6623 2525

► Indonesia

PT Asuransi Allianz Utama Indonesia
Summitmas II, Building, 9th floor
Jl. Jenderal Sudirman Kav 61-62
Jakarta 12190
Tel.: + 62 21 252 2470 ext 6100

► Ireland

Euler Hermes Ireland
The Arch
Blackrock Business Park
Carysfort Avenue
Blackrock
Co Dublin
Tel.: +353 1 200 0400

► Israel

ICIC,
2, Shenkar street
68010 Tel Aviv
Tel.: + 97 23 796 2444

► Italy

Euler Hermes Europe S.A.
Rappresentanza per l'Italia
Via Raffaello Matarazzo, 19
00139 Rome
Tel.: + 39 06 87001

► Japan

Euler Hermes Deutschland AG
Japan Branch Office
Kyobashi Nishshoku Bldg. 7F
8-7 Kyobashi, 1-chome,
Chuo-Ku
Tokyo 104 0031
Tel.: + 81 3 3538 5403

► Kuwait

Please contact United Arab Emirates

► Latvia

Please contact Poland

► Lithuania

Please contact Poland

► Malaysia

Please contact Singapore

► Mexico

Euler Hermes Seguro de Crédito S.A.
Blvd. Manuel Avila Camacho #164,
8° piso
Col. Lomas de Barrilaco
Deleg. Miguel Hidalgo
Mexico DF CP 11010
Tel.: + 52 55 5201 7900

► Morocco

Euler Hermes Acmar
37, bd Abdelattif Ben Kaddour
20050 Casablanca
Tel.: + 212 5 2279 0330

Subsidiaries

Registered office: Euler Hermes Group — 1, place des Saisons — 92048 Paris La Défense Cedex — France
Tel.: + 33 (0) 1 84 11 50 50 — Fax: + 33 (0) 1 84 11 50 17 — www.eulerhermes.com

►The Netherlands

Euler Hermes
Nederland NV
Pettelaarpark 20
5216 PD's-Hertogenbosch
Tel.: + 31 73 688 9999

►New Zealand

Euler Hermes New Zealand Ltd
Level 1, 152 Fanshawe Street
Auckland 1010
Tel.: + 64 9 354 2995

►Norway

Euler Hermes Norge
Holbergsgate 21
P.O. Box 6875
St. Olavs Plass
0130 Oslo
Tel.: + 47 23 25 6000

►Oman

Please contact Poland Arab Emirates

►Philippines

Please contact Singapore

►Poland

Towarzystwo Ubezpieczen Euler Hermes S.A.
ul. Domaniewska 50 B
02-672 Warsaw
Tel.: + 48 22 363 6363

►Portugal

COSEC - Companhia de Seguro
de Créditos, S.A.
Av. da República, nº 58
1069-057 Lisbon
Tel.: + 351 21 791 3700

►Qatar

Please contact United Arab Emirates

►Romania

Euler Hermes Europe S.A.Bruxelles
Sucursala Bucuresti
Str. Petru Maior, nr.6,
Sector 1
011264, Bucarest
Tel.: + 40 21 302 03 00

►Russia

Euler Hermes Credit Management OOO
Office C08, 4-th Dobryninskiy per.,8
Moscow, 119049
Tel.: + 7 495 98128 33 ext 4000

►Saudi Arabia

Please contact United Arab Emirates

►Singapore

Euler Hermes Singapore Services Pte Ltd
3 Temasek Avenue
03-02 Centennial Tower
Singapore 039190
Tel.: + 65 6297 8802

►Slovakia

Euler Hermes Europe S.A, pobočka
poist'ovne z ineho clenkeho statu
Plynárenská 7/A
821 09 Bratislava
Tel.: + 421 2 582 80911

►South Africa

Please contact Italy

►South Korea

Euler HermesHong Kong Services
Korea Liaison Office
Room 1411, 14th Floor, Sayong
Platinum Building
156, Cheokseon-dong
Chongro-ku
Seoul 110 052
Tel.: + 82 2 733 8813

►Spain

Euler Hermes Crédito,
Sucursal en España
de Euler Hermes France-S.A.
Paseo de la Castellana, 95
Planta 14
Edificio Torre Europa
28046 Madrid
Tel.: + 34 91 417 77 67

►Sri Lanka

Please contact Singapore

►Sweden

Euler Hermes Sverige filial
KlaraBergsviadukten 90
P.O. Box 729
101 64 Stockholm
Tel.: + 46 8 55 51 36 00

►Switzerland

Euler Hermes Deutschland AG,
Zweigniederlassung Zürich
Tödistrasse 65
8002 Zürich
Tel.: + 41 44 283 65 65

Euler Hermes Reinsurance
Tödistrasse 65
8002 Zürich
Tel.: + 41 44 283 65 85

►Taiwan

Please contact Hong Kong

►Thailand

Allianz C.P. General Insurance Co, Ltd
323 United Center Building
30th Floor
Silom Road
Bangrack, Bangkok 10500
Tel.: + 66 2638 9000

►Tunisia

Please contact Italy

►Turkey

Euler Hermes Sigorta A.s
Maya Akar enter
Buyukdere Cad. No:100k7,
34394, Esentepe/Istanbul
Tel.: + 90 212 290 76 10

►United Arab Emirates

Euler Hermes
c/o Alliance Insurance (PSC)
Warba Center, 4th Floor
Office 405
PO Box 183957
Dubai
Tel.: + 971 4 211 6005

►United Kingdom

Euler Hermes UK
1 Canada Square
London E14 5DX
Tel.: + 44 20 7512 9333

►United States

Euler Hermes North America
Insurance Company
800 Red Brook Boulevard
Owings Mills, MD 21117
Tel.: +1 410 753 0753

Euler Hermes UMA Inc.
(trade debt collection)
600 South 7th Street
Louisville, KY 40201-1672
Tel.: +1 800 237 9386

►Vietnam

Please contact Singapore

Economic Outlook Series

- No. 1175** ▶ **Global Macroeconomic Perspectives**
The slowdown is confirmed, the weaknesses remain, the risks endure.
- No. 1176** ▶ **Special Dossier**
The Green Economy: How can growth be reconciled with reduced carbon emissions?
- No. 1177-1178** ▶ **Macroeconomic, Risk and Insolvency Outlook**
On the edge
- No. 1179** ▶ **Global Sectors Review**
Looking for growth where it can be found.
- No. 1180** ▶ **Business Insolvency in France (only available in French)**
The overall decrease in French insolvencies hides several weaknesses
- No. 1181** ▶ **Macroeconomic, Risk and Insolvency Outlook**
A fog cannot be dispelled by a fan
- No. 1182** ▶ **Special Dossier**
Payment periods: between resistance and convergence
- No. 1183-1184** ▶ **Macroeconomic, Risk and Insolvency Outlook**
Too much time wasted saving time
- N° 1185** ▶ **Global Sector Outlook**
Economic sectors put to the test
- N° 1186** ▶ **Macroeconomic, Risk and Insolvency Outlook**
In 2013, we take the same and start again
- N° 1187** ▶ **Special report**
The Reindustrialization of the United States
- N° 1188** ▶ **Special report**
Transport: a two-speed world
- N° 1189-1190** ▶ **Macroeconomic, Risk and Insolvency Outlook**
World heads for sixth year of crisis: something the Maya did not forecast !
- To come :
- N° 1191** ▶ **Special report**
Roads of trade

www.eulerhermes.com

The Economic Outlook is published once a month
by the Economic Research Department of Euler Hermes
1, place des Saisons 92048 Paris La Défense Cédex
E-mail: research@eulerhermes.com – Tel. : +33 (0) 1 84 11 50 46

This document reflects the opinion of the Economic Research Department of Euler Hermes. The information, analyses and forecasts contained herein are based on the Department's current hypotheses and viewpoints and are of a prospective nature. In this regard, the Economic Research Department of Euler Hermes has no responsibility for the consequences hereof and no liability. Moreover, these analyses are subject to modification at any time.